



# SVB Series II

There Are Some Things You Can Always Depend On...



## SVB

Up to 84.4% AFUE Gas Fired Hot Water Boiler

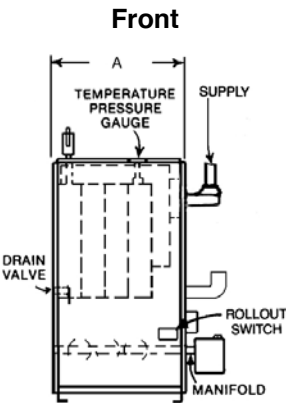
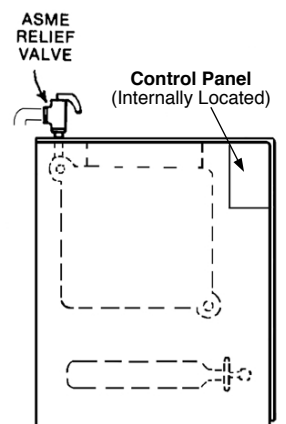
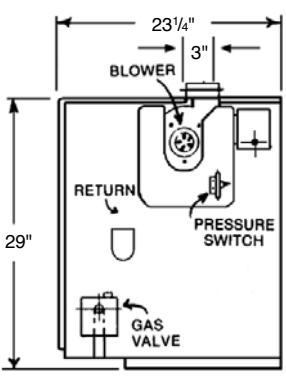


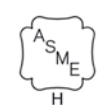

- Available in 6 sizes from 42 MBH to 225 MBH.
- Dependable Cast Iron Heat Exchanger with Cast Iron Push Nipples. The Sections and Push Nipples expand at the same rate when heated. By using similar materials instead of less expensive gaskets the boiler maintains a water tight seal over time.
- Honeywell High Limit/Electronic Ignition Control.
  - Recessed under the boiler's protective jacket
  - Digital temperature display and diagnostics
  - Plug in connection for the inducer fan
  - Plug in connection for the system pump

Control monitors the water temperature and delays the burner starting until residual heat has been transferred. This maximizes efficiency by turning on the burner only when needed.

- Induced Draft Fan - allows flue gases to be pulled through the boiler and exhausted through a chimney or side-wall vent.
- Textured paint Jacket. Small compact design is ideal for low clearance installations.
- Limited Lifetime Warranty (Residential Applications)
- Made in the USA



## Utica SVB Series II Gas Fired Hot Water Boiler

Dimensional Diagram	Model	Input Rate (MBH) <sup>(1)</sup>	Heating Capacity (MBH) <sup>(1)</sup>	Net AHRI Rating, Water (MBH) <sup>(2)</sup>	Vent Diameter		AFUE %	
					To Chimney <sup>(3)</sup> (Category I)	Horizontal Vent (Category III)		
 <p><b>Front</b></p>	SVB-2	42.5	36	31	4"	3"	84.4%	
	SVB-3	75	63	55	4"	3"	83.4%	
	SVB-4	112.5	94	82	4"	3"	83.0%	
	SVB-5	150	125	109	4"	3"	82.7%	
	SVB-6	187.5	155	135	4"	4"	82.3%	
	SVB-7	225	186	162	4"	4"	82.0%	
	<p>1) 1,000 Btuh = British Thermal Unit Per Hour. Boilers are equipped for altitudes up to 2,000 feet only. For altitudes above 2,000 feet, ratings should be reduced at the rate of 4% for each 1,000 feet above sea level. Heating Capacity based on D.O.E. (Department of Energy) test procedure.</p> <p>2) Net AHRI Water Ratings indicate amount of remaining heat input that can be used to heat the radiation or terminal units. Net AHRI Ratings shown are based on an allowance of 1.15. Selection of boiler size should be based upon "Net AHRI Rating" being equal to or greater than calculated heat loss of building. Manufacturer should be consulted before selecting a boiler for installations having unusual piping and pickup requirements.</p> <p>3) Boiler is provided with a 3" x 4" increaser for chimney vent applications. This does not infer that the connection to the chimney will always be 4". Please refer to IOM, National Fuel Gas Code, ANSI Z223.1/NFPA54, or applicable provisions of the local building codes for details concerning proper chimney connections.</p>							
<p><b>General Information</b> (See Installation, Operation and Maintenance Manual for complete instructions)</p>								
 <p><b>Left Side</b></p>	<p><b>Clearances</b> (4) Required distances measured from boiler.</p> <p>*Definition of Alcove is three sided space with no wall in front of boiler. ANSI standard for alcove is 18 inches from appliance to leading edge of side walls as shown in IOM.</p>		<b>Combustible Materials (Required) <sup>(4)</sup></b>					
			Top	6" (152 mm)				
			Rear	6" (152 mm)				
			Control Side	8" (203 mm)				
			Opposite Side	6" (152 mm)				
			Front (Alcove)*	18" (457 mm)				
			Flue/Vent Connector	6" (152 mm)				
<b>Connections (All Models)</b>		Return/Supply Water 1-1/4", Gas In 1/2" NPT						
<b>Electrical</b>		120 Volts AC, 60 hertz, 1 phase, Less than 12 amps (15 amp circuit recommended)						
<b>Water Content</b>		SVB-2 - 1.75 Gallons, SVB-3 - 3.00 Gallons, SVB-4 - 4.25 Gallons, SVB-5 - 5.50 Gallons, SVB-6 - 6.75 Gallons, SVB-7 - 8.00 Gallons						
 <p><b>Right Side</b></p>	<b>Dimensions/Weights</b>		<b>Model</b>	<b>A (Width)</b>	<b>B (Height)</b>	<b>C (Depth)</b>	<b>Weight</b>	
			SVB-2	11"	29"	23-1/4"	225 lbs.	
			SVB-3	14-1/4"	29"	23-1/4"	265 lbs.	
			SVB-4	17-1/2"	29"	23-1/4"	322 lbs.	
			SVB-5	20-3/4"	29"	23-1/4"	370 lbs.	
			SVB-6	24"	29"	23-1/4"	431 lbs.	
			SVB-7	27-1/4"	29"	23-1/4"	480 lbs.	
<b>Standard Equipment</b>		<p>Boiler Control Module: Recessed Honeywell Control (High Limit/Electronic Ignition Control).                      User Display Interface: Digital Temperature Display.                      Heat Exchanger: Cast Iron Sections with Cast Iron Push Nipples.                      Combustion: Completely Installed and Wired Gas Control System with Titanium Composite Burners and Manifold consisting of: Automatic Redundant Combination Gas Valve, 24 Volt Intermittent Pilot Control, Continuous Retry 100% Shut Off, Combination Pilot Burner/Electrode/Flame Sensor.                      Electrical: 24 Volt Transformer, Service Switch.                      Safety: Flame Roll-Out Safety Shut-Off (Fuse Link) and Pressure Switch (vent safety shutoff) with Spare Fuse Link included.                      Other: Assembled Boiler with Insulated Jacket, Induced Draft Fan, Combination Temperature/Pressure Gauge, Circulator Pump, 3/4" Drain Valve, 30lb. ASME Relief Valve.</p>						
<b>Options</b>		Natural Gas or Propane, Combustible Floor Plate, Fill-Trol, Thimble, Sidewall Vent Hood						
<b>Certifications</b>		   						

All ratings and specifications subject to change.

PN 240009708 Rev. 8/16



ECR International: 2201 Dwyer Ave., Utica, NY 13501 Tel: 315-797-1310  
 or 800-325-5479 Fax: 315-724-9319 www.ecrinternational.com

In Canada: Contact ECR Master Representative: Morden National Sales and Marketing Inc. Tel: 519-627-0791 Fax: 866-835-6667 www.mordennational.com

